TOASTMASTERS
PATHWAYS
learning experience

- **Tailored learning program: Improve your skills step-by-step**
- **6 specialized learning paths**
- **Mobile content: Learn anytime, anywhere**
- **Real-world, transferable skills**

Dynamic Leadership

Engaging Humor

Motivational Strategies

Persuasive Influence

Presentation Mastery

Visionary Communication

Level 1

Level 2

Basic skills; focus on your audience and what they can get out of your speech.

Level 3

- 1 Required
- 2 Electives

Hone the skills you learned in Level 1.

Reflect on your skills as they relate to others.

Level 4

- 1 Required
- 1 Elective

Level 5

- 1 Required
- 1 Elective

→ Reflect on Your Path

Complete your leadership & communication experience.

1

https://toastmasters.org

| Login |

Log in

Email*

Email

Password*

Password

Log in

Forgot email?

Forgot password?

2

First time logging in? Create a password

3

CHOOSE A PATH

Select your preferences

1. Select your path language

Select Language

Continue

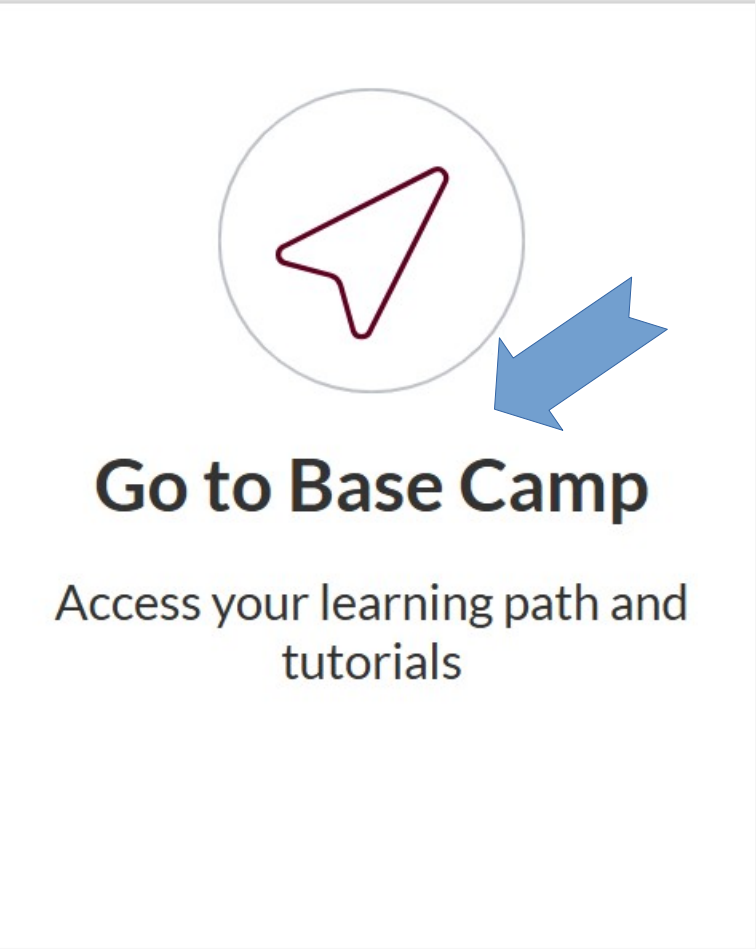

Base Camp = Pathways!

Motivational Strategies

Overview

Level 1

- Ice Breaker
- Writing a Speech with Purpose
  Last visited
- Introduction to Vocal Variety and Body Language
- Evaluation and Feedback
- Level 1 Completion

Level 2

The Basics in 4 Steps!

Writing a Speech with Purpose

- Writing a Speech with Purpose
- Part 1: Get Started
- Introduction and Assignment
- Learning in Writing a Speech with Purpose
- Part 2: Write An Engaging Speech
- Part 3: Know Your Purpose
- Part 4: Plan Your Presentation
- Review and Apply
- Complete Your Assignment
- Part 5: Reflect on Your Learning
- Complete Your Project
- Before You Move On

1. Overview

2. Learning Modules

3. Checklist

4. Send Your Evaluation Form

1. Overview: What, Why & How

Writing a Speech with Purpose

- Writing a Speech with Purpose
- Part 1: Get Started
- Introduction and Assignment
- Learning in Writing a Speech with Purpose
- Part 2: Write An Engagi Speech

In this project you will learn strategies for selecting a topic, defining a purpose, and producing a well-written and organized speech. You will learn different organizational structures for speeches, and how to create clear transitions between sections of your speech.

Your Assignment

Purpose: The purpose of this project is to learn or review basic methods for writing a speech with a defined purpose and to present a well-organized speech on any topic.

Overview: Select a topic that appeals to you. It can be anything. Be sure your topic is narrow enough to be an effective 5- to 7-minute speech.

Clearly define your topic and consider your goal for your speech. Before you organize your speech, identify and express your purpose in a single sentence. Practice your speech and refine its organization. Present your speech at a club meeting.

2. Learning Modules. Not just text.

✓ Part 2: Write An Engaging Speech

✓ Part 3: Know Your Purpose

Before you begin to write, answer three questions:

What is the most important thing I want to say?

- Choose one thing.

Why does it matter to my audience?

- Consider only consequential reasons for audience members' attention and concern.

What do I want people to hold in their hearts and minds long after my speech?

- Identify one thing.

Mike Carr, 2020 World Championship of Speaking

Practice Scales

- Move in Increments
- Learn Your Range
- Be Comfortable

Start Low

Broaden Your Range

3. Checklist for Your Project

- ✓ Part 4: Plan Your Presentation
- ✓ Review and Apply
- ✓ Complete Your Assignment
- ✓ Part 5: Reflect on Learning
- ✓ Complete Your Pr
- ✓ Before You Move

- ☐ Select a topic for your speech that is narrow enough to cover in your speaking time. For example, the topic of "dogs" is so broad that a 5- to 7-minute speech would appear shallow. Narrowing your topic to "young Golden Retrievers" allows you to develop a speech that will meet a defined, specific purpose.
- ☐ Complete the Topic and Purpose Worksheet to choose a strong topic and identify your general and specific purposes.
- ☐ Schedule your speech with the Vice President Education.
- ☐ Write your speech. Focus on creating strong content that supports your topic and your purpose.
- ☐ Rehearse your speech.

4. Send Your Evaluation Form (Must-do)

- Part 5: Reflect on Your Learning
- Complete Your Project
- Before You Move On

Speech Title

Speech Date

Select Date - mm/dd/yy

Club

Select Club

Evaluator

Select Evaluator

Evaluation Form

Writing a Speech With Purpose–Evaluation Resource

Request Description

Please check my pacing, along with ums and ahs. Thanks!

Save Log

Save & Email

Must be Pathways registered

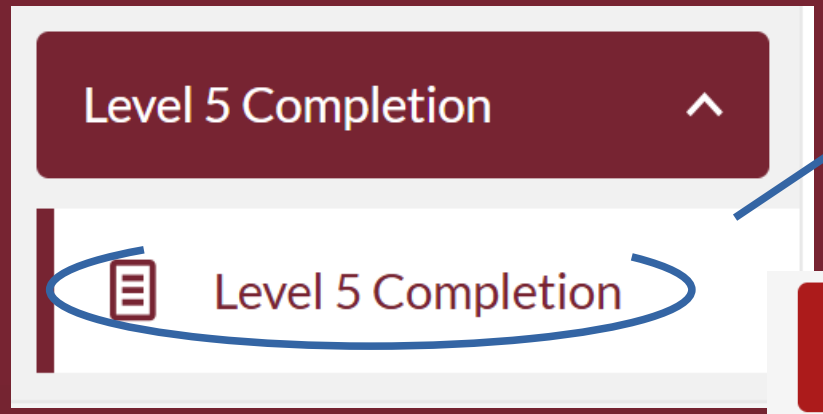

This gives you and your club credit for your achievement!

Completion of all projects in this level is required.

Submit Level 5 for completion.

Submit for completion with the desired club. Credit for this completion will be applied to the club shown here. If you belong to multiple clubs, select a club from this drop-down.

Club

Trinity Toastmasters

Submit

Need a Push? L2-5 Exercises *Click & Download*

Connect with Storytelling

Folktale | Touching Story | Personal Story | Speaking after Dinner | Bringing History to Life

Connect with Your Audience

Sell a Product | The Briefing | Winning Proposal | Delivering Bad News

Objective: Bringing History to Life

Exercise:

- Understand the purpose of stories about historical events or people. Educate and uplift the audience. Create a story with peaks, valleys, and an effective climax. Make the audience members imagine they are there.
- Use vivid imagery and your voice and body to enhance the tale, along with cleary defined characters.

Need a Push? L2-5 Exercises *Click & Download*

Connect with Storytelling

Folktale Touching Story Personal Story Speaking after Dinner Bringing History to Life

Connect with Your Audience

Sell a Product The Briefing Winning Proposal Delivering Bad News

Objective: **The Briefing**

Exercise:

- Select a specific scenario or situation (imaginary or real) which you must present to a large group.
- Organize your briefing materials, tailoring it to your audience's needs.
- Give a briefing according to a specific objective so the audience will have an understanding of the information. Pay special attention to organization and clarity.
- Effectively handle a question-and-answer session following the briefing.

Why did you join? How are you going to get there?

► Education ► Mentoring
► More Speaking & Leadership Opportunities (inside or outside the club)

What I Learned from Pathways
https://youtu.be/b_uy-fmwIKU
The Path to Presentation Mastery
https://youtu.be/1iBnchljwEg

TOASTMASTERS PATHWAYS
learning experience

For Officers Only

After Clicking on Base Camp …

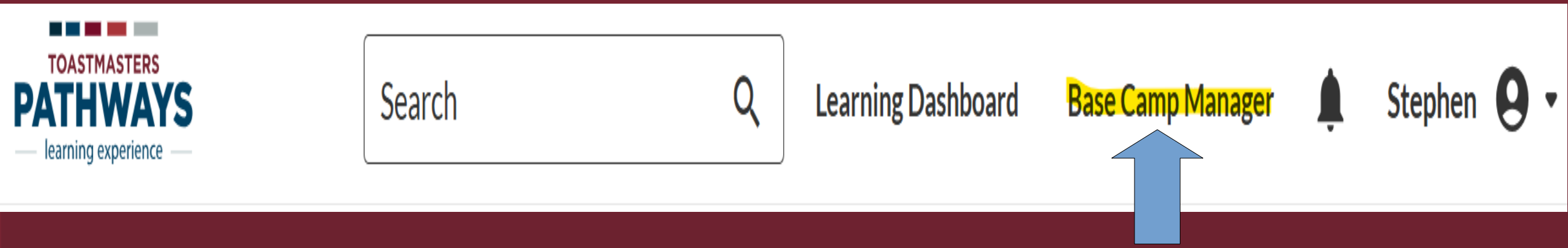

All 7 officers have Base Camp Mgr access!

New Paths can be exchanged within 90 days, but only if they are not used.
Email educationprogram@toastmasters.org

You cannot approve your own Completions.

Base Camp Manager Dashboard

Approvals | Member Overview | Paths in Progress | Recent Activity

Stephen Schroeder	Motivational Strategies	✓	✓	✓	✓	0 of 2
Stephen Schroeder	Visionary Communication	1 of 4	0 of 3	0 of 3	0 of 2	0 of 2

Visionary Communication Progress for Stephen Schroeder

Level	Project	Speech Title	Completion Date
Level 1	Ice Breaker		
Level 1	Writing a Speech with Purpose		
Level 1	Introduction to Vocal Variety and Body Language	Can You Feel It?	January 16, 2025